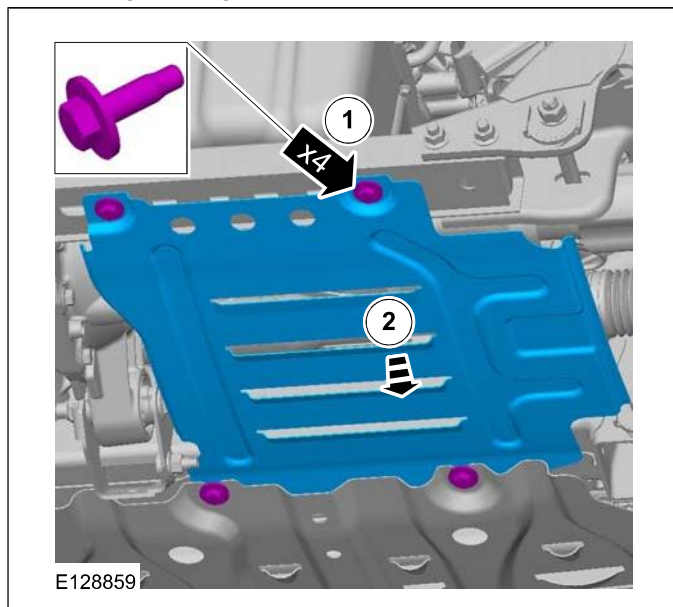


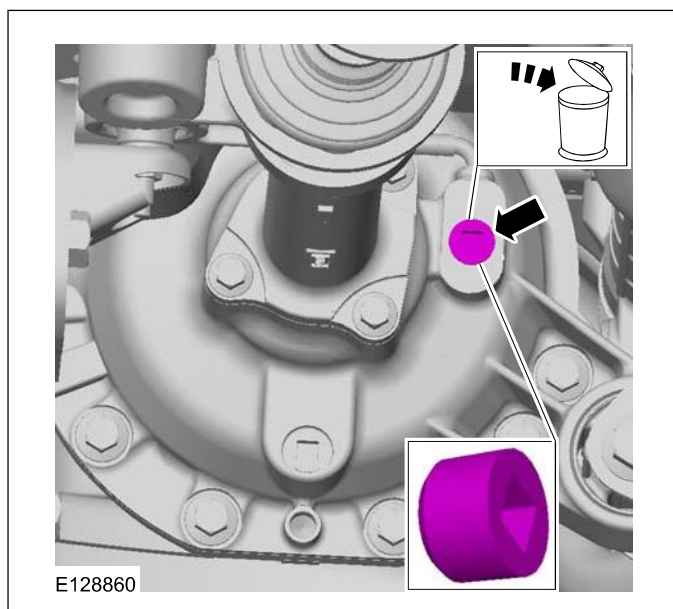
## GENERAL PROCEDURES

## Differential Draining and Filling

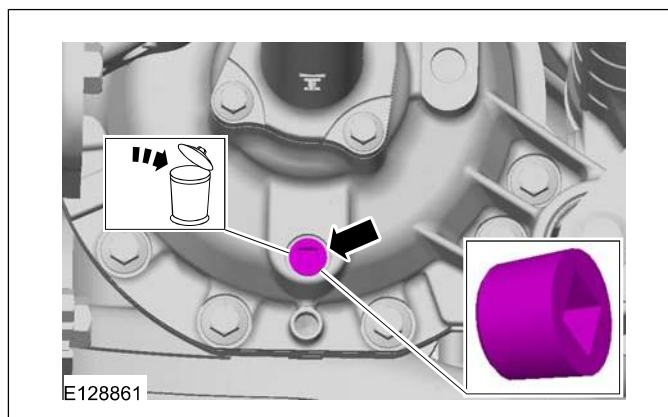
1. For additional information, refer to: **Lifting** (100-02 Jacking and Lifting, Description and Operation).
2.
  - Tightening torque 30 Nm.



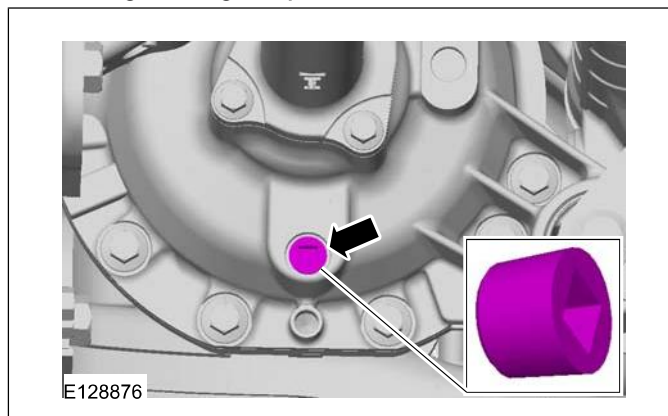
3. Position the vehicle on level ground.
4. Remove the oil-fill plug.



5. Remove the drain plug and drain the oil.



6. Install a new drain plug and tighten.
  - Tightening torque 30 Nm.



7. Add the specified oil through the oil-fill plug hole.
  - Front differential oil spec: WSP-M2C197-A and fill to 1.275L +/-0.10L.
8. After adding the oil, perform the oil level inspection.
9. Install a new oil-fill plug and tighten.

205-03-4

Front Drive Axle/Differential

205-03-4

**GENERAL PROCEDURES**

- Tightening torque 30 Nm.

